

# Qi4D

## LS

### DRIVER



#### FEATURES AND BENEFITS

##### SHAPED FOR SPEED

- The re-engineered head profile increases ball speed thanks to improved aerodynamics developed through advanced simulations.
- Traditional address shape based on feedback from world-class players helps create confidence on every shot.
- Qi4D LS is the lowest spinning option in the Qi4D lineup.

##### FACE FOR DISTANCE

- Qi4D LS drivers feature a new and improved roll radius, yielding more consistent spin across vertical impact locations.
- 60x Carbon Twist Face™ is a technological cornerstone that provides weight savings, incredible ball speed and more consistency vs. a titanium face.
- Golfers seeking the most accurate head data can also upgrade any Qi4D driver to include reflective fitting markers via custom.

##### ADJUSTABLE PERFORMANCE

- Utilizing two Trajectory Adjustment System weights (15g / 4g) provides the golfer our most mass efficient way to adjust flight and spin.
- 4° loft sleeve can be used to adjust loft, lie and face angle for optimized flight.

##### REAX™ SHAFTS

- A revolution in shaft fitting, based on 11 million shots captured over 20+ years, allows golfers to quickly identify their rotation rate and play a shaft that matches their unique swing profile. More precise shaft fitting helps golfers achieve more centered contact, increased speed, distance, and accuracy.
- Leveraging Mitsubishi Chemical's industry leading material expertise and production processes allows us to offer world-class shafts for a wide range of applications and swing types.

##### TOUR PROVEN TECHNOLOGIES

- New and improved cut-through Speed Pocket™ protects ball speed and reduces spin on low-face strikes.
- Advanced CAD modeling creates a design with a clean and powerful sound, a foundation of TaylorMade driver performance.
- Multi-Material Construction allows engineers to strategically place mass in areas of the head where it maximizes performance, speed, and stability.



REAX	<b>MR</b> (Mid Rotation)	REAX MR60 Blue (60X, 60S, 60R)	
	<b>HR</b> (High Rotation)	REAX HR60 Red (60X, 60S, 60R)	
	<b>LR</b> (Low Rotation)	REAX LR60 White (60X, 60S, 60R)	

Reference Appendix for Stock shaft and head offerings. All other shaft combinations are available in Custom only.

CLUB	LOFT	HAND	LIE	VOLUME	LENGTH	SW
Qi4D LS DRIVER	8.0°	RH	54°-58°	460cc	45.75"	D5
Qi4D LS DRIVER	9.0°	RH/LH	54°-58°	460cc	45.75"	D5
Qi4D LS DRIVER	10.5°	RH/LH	54°-58°	460cc	45.75"	D5
GRIP		LAUNCH AND SPIN			FLIGHT BIAS	
Golf Pride Z-Grip Black/Silver 0.600 52g		Mid Launch / Very-Low Spin / Adjustable			Neutral	

# Qi4D



## DRIVER

### FEATURES AND BENEFITS

#### SHAPED FOR SPEED

- The re-engineered head profile increases ball speed thanks to improved aerodynamics developed through advanced simulations.
- New modern address shape provides the perfect balance of inertia and speed to help golfers achieve more speed and distance.

#### FACE FOR DISTANCE

- Qi4D drivers feature a new and improved roll radius, yielding more consistent spin across vertical impact locations.
- 60x Carbon Twist Face™ is a technological cornerstone that provides weight savings, incredible ball speed and more consistency vs. a titanium face.
- Golfers seeking the most accurate head data can also upgrade any Qi4D driver to include reflective fitting markers via custom.

#### ADJUSTABLE PERFORMANCE

- Utilizing four Trajectory Adjustment System weights (9gx2 / 4gx2) provides the golfer our most mass efficient way to adjust flight and spin.
- 4° loft sleeve can be used to adjust loft, lie and face angle for optimized flight.

#### REAX™ SHAFTS

- A revolution in shaft fitting, based on 11 million shots captured over 20+ years, allows golfers to quickly identify their rotation rate and play a shaft that matches their unique swing profile. More precise shaft fitting helps golfers achieve more centered contact, increased speed, distance, and accuracy.
- Leveraging Mitsubishi Chemicals' industry leading material expertise and production processes allows us to offer world-class shafts for a wide range of applications and swing types.

#### TOUR PROVEN TECHNOLOGIES

- New and improved cut-through Speed Pocket™ protects ball speed and reduces spin on low-face strikes.
- Advanced CAD modeling creates a design with a clean and powerful sound, a foundation of TaylorMade driver performance.
- Multi-Material Construction allows engineers to strategically place mass in areas of the head where it maximizes performance, speed, and stability.



CLUB	LOFT	HAND	LIE	VOLUME	LENGTH	SW
Qi4D DRIVER	8.0°	RH	56°-60°	460cc	45.75"	D4
Qi4D DRIVER	9.0°	RH/LH	56°-60°	460cc	45.75"	D4
Qi4D DRIVER	10.5°	RH/LH	56°-60°	460cc	45.75"	D4
Qi4D DRIVER	12.0°	RH	56°-60°	460cc	45.75"	D4

CUSTOM ONLY in RED

GRIP	LAUNCH AND SPIN	FLIGHT BIAS
Golf Pride Z-Grip Black/Silver 0.600 52g	Mid-High Launch / Mid-Low Spin / Adjustable	Adjustable

REAX	MR△ (Mid Rotation)	REAX MR50 Blue (50X, 50S, 50R, 50A)	
	HR△ (High Rotation)	REAX HR50 Red (50X, 50S, 50R)	
	LR△ (Low Rotation)	REAX LR60 White (60X, 60S, 60R)	

Reference Appendix for Stock shaft and head offerings. All other shaft combinations are available in Custom only.



# Qi4D MAX DRIVER



## FEATURES AND BENEFITS

### BUILT FOR SPEED

- Aluminum is lighter than titanium. That's why we've created our first modern non-titanium driver. The collar has been forged out of the highest aircraft-grade 7075 aluminum and machined with exacting tolerances allowing engineers to provide all golfers with adjustability in a max MOI head without compromising speed.
- The new oversize head shape prioritizes inertia and stability, ensuring maximum forgiveness on mishits without compromising clubhead speed.

### FACE FOR DISTANCE

- Qi4D Max drivers feature a new and improved roll radius, yielding more consistent spin regardless of vertical impact location.
- 60x Carbon Twist Face™ is a technological cornerstone that provides weight savings, incredible ball speed and more consistency vs. a titanium face.
- Golfers seeking the most accurate head data can also upgrade any Qi4D driver to include reflective fitting markers via custom.

### ADJUSTABLE PERFORMANCE

- Utilizing two Trajectory Adjustment System weights (13g / 4g) provides the golfer our most mass efficient way to adjust flight and spin.
- 4° loft sleeve can be used to adjust loft, lie and face angle for optimized flight.

### REAX™ SHAFTS

- A revolution in shaft fitting, based on 11 million shots captured over 20+ years, allows golfers to quickly identify their rotation rate and play a shaft that matches their unique swing profile. More precise shaft fitting helps golfers achieve more centered contact, increased speed, distance, and accuracy.
- Leveraging Mitsubishi Chemical's industry leading material expertise and production processes allows us to offer world-class shafts for a wide range of applications and swing types.

### TOUR-PROVEN TECHNOLOGIES

- New and improved cut-through Speed Pocket™ protects ball speed and reduces spin on low-face strikes.
- Advanced CAD modeling creates a design with a clean and powerful sound, a foundation for TaylorMade driver performance.
- Multi-Material Construction allows engineers to strategically place mass in areas of the head where it maximizes performance, speed, and stability.



REAX	MRA (Mid Rotation)	REAX MR50 Blue (50X, 50S, 50R, 50A)	
	HRA (High Rotation)	REAX HR50 Red (50X, 50S, 50R, 50A)	
	LRA (Low Rotation)	REAX LR60 White (60X, 60S, 60R)	

CLUB	LOFT	HAND	LIE	VOLUME	LENGTH	SW
Qi4D MAX DRIVER	9.0°	RH/LH	58°-62°	460cc	45.75"	D4
Qi4D MAX DRIVER	10.5°	RH/LH	58°-62°	460cc	45.75"	D4
Qi4D MAX DRIVER	12.0°	RH/LH	58°-62°	460cc	45.75"	D4
CUSTOM ONLY in RED						
GRIP		LAUNCH AND SPIN			FLIGHT BIAS	
Golf Pride Z-Grip Black/Silver 0.600 58g		High Launch / Mid Spin / Adjustable			Slight Draw	

Reference Appendix for Stock shaft and head offerings. All other shaft combinations are available in Custom only.

# Qi4D

## MAX LITE

### DRIVER



#### FEATURES AND BENEFITS

##### BUILT FOR SPEED

- Aluminum is lighter than titanium. That's why we've created our first modern non-titanium driver. The collar has been forged out of the highest aircraft-grade 7075 aluminum and machined with exacting tolerances allowing engineers to provide all golfers with adjustability in a max MOI head without compromising speed.
- For golfers seeking increased clubhead speed, the ultra-light spec package provides the Qi4D line's lightest head mass, shaft and grip.
- The new oversize head shape prioritizes inertia and stability, ensuring maximum forgiveness on mishits without compromising clubhead speed.

##### FACE FOR DISTANCE

- Qi4D Max drivers feature a new and improved roll radius, yielding more consistent spin regardless of vertical impact location.
- 60x Carbon Twist Face™ is a technological cornerstone that provides weight savings, incredible ball speed and more consistency vs. a titanium face.

##### ADJUSTABLE PERFORMANCE

- Utilizing a single Trajectory Adjustment System weight (4g) provides the golfer the ability to adjust swing weight and provides ample customization when changing components.
- New color-matched 4° loft sleeve can be used to adjust the loft, lie, and face angle for an optimized flight. It also matches the aluminum collar for an eye-catching look.


##### REAX™ SHAFTS

- A revolution in shaft fitting, based on 11 million shots captured over 20+ years, allows golfers to quickly identify their rotation rate and play a shaft that matches their unique swing profile. More accurate shaft fitting helps golfers achieve more centered contact, increased speed, distance, and accuracy.
- Leveraging Mitsubishi Chemical's industry leading material expertise and production processes allows us to offer world-class shafts for a wide range of applications and swing types.



##### TOUR-PROVEN TECHNOLOGIES

- New and improved cut-through Speed Pocket™ protects ball speed and reduces spin on low-face strikes.
- Advanced CAD modeling creates a design with a clean and powerful sound, a foundation of TaylorMade driver performance.
- Multi-Material Construction allows engineers to strategically place mass in areas of the head where it maximizes performance speed and stability.



GRIP	LAUNCH AND SPIN	FLIGHT BIAS	CLUB	LOFT	HAND	LIE	VOLUME	LENGTH	SW
 Golf Pride Z-Grip Black/White 0.600 43g	High Launch / Mid Spin / Adjustable	Slight Draw	Qi4D MAX LITE DRIVER	10.5°	RH/LH	58°-62°	460cc	45.75"	D0
			Qi4D MAX LITE DRIVER	12.0°	RH/LH	58°-62°	460cc	45.75"	D0

CUSTOM ONLY in RED

	 (Mid Rotation)	REAX MR40 Blue (40R, 40A, 40L)
--	--	--------------------------------



Reference Appendix for Stock shaft and head offerings. All other shaft combinations are available in Custom only.

© 2025 Taylor Made Golf Company, Inc.



# Qi4D MAX LITE



WOMENS SPEC

DRIVER

## FEATURES AND BENEFITS

### BUILT FOR SPEED

- Aluminum is lighter than titanium. That's why we've created our first modern non-titanium driver. The collar has been forged out of the highest aircraft-grade 7075 aluminum and machined with exacting tolerances allowing engineers to provide all golfers with adjustability in a max MOI head without compromising speed.
- For golfers seeking increased clubhead speed, the ultra-light spec package provides the Qi4D line's lightest head mass, shaft and grip.
- The new oversize head shape prioritizes inertia and stability, ensuring maximum forgiveness on mishits without compromising clubhead speed.

### FACE FOR DISTANCE

- Qi4D Max drivers feature a new and improved roll radius, yielding more consistent spin regardless of vertical impact location.
- 60x Carbon Twist Face™ is a technological cornerstone that provides weight savings, incredible ball speed and more consistency vs. a titanium face.

### ADJUSTABLE PERFORMANCE

- Utilizing a single Trajectory Adjustment System weight (4g) provides the golfer the ability to adjust swing weight and provides ample customization when changing components.
- New color-matched 4° loft sleeve can be used to adjust the loft, lie, and face angle for an optimized flight. It also matches the aluminum collar for an eye-catching look.


### REAX™ SHAFTS

- A revolution in shaft fitting, based on 11 million shots captured over 20+ years, allows golfers to quickly identify their rotation rate and play a shaft that matches their unique swing profile. More accurate shaft fitting helps golfers achieve more centered contact, increased speed, distance, and accuracy.
- Leveraging Mitsubishi Chemical's industry leading material expertise and production processes allows us to offer world-class shafts for a wide range of applications and swing types.

### TAYLORMADE PROVEN TECHNOLOGIES

- New and improved cut-through Speed Pocket™ protects ball speed and reduces spin on low-face strikes.
- Advanced CAD modeling creates a design with a clean and powerful sound, a foundation of TaylorMade driver performance.
- Multi-Material Construction allows engineers to strategically place mass in areas of the head where it maximizes performance speed and stability.



GRIP	LAUNCH AND SPIN	FLIGHT BIAS	CLUB	LOFT	HAND	LIE	VOLUME	LENGTH	SW
 Golf Pride Tour Velvet 360 Grey Cap 0.580 44g	High Launch / Mid Spin	Slight Draw	Qi4D MAX LITE WOMENS DRIVER	10.5°	RH	58°-62°	460cc	44"	C3
			Qi4D MAX LITE WOMENS DRIVER	12.0°	RH	56°-60°	460cc	44"	C3

	 (Mid Rotation)	REAX MR40 Blue (40L)	  
--	--	----------------------	---

Stated swingweight targets are averaged by shaft type and flex.  
Custom Options available.

© 2025 Taylor Made Golf Company, Inc.